

A grayscale illustration of a person in a suit and tie, holding a large megaphone over their head. The background is a gradient of red and white.

LESSON PLANS
AND ACTIVITIES

**Election
Preparation**

Grade 11


**YOUR
power TO
CHOOSE**

ElectionsManitoba



GRADE 11

Election Preparation



Supports

Curriculum Outcomes:

How much influence do governments have in the everyday lives of most citizens?

Resources/Materials

- Coloured index cards (included)
- Take a Stand Statements
- Poster paper
- Markers
- Preparations answer key

Lesson Objectives

Students learn the electoral process:

- Preparations to ensure fairness and accessibility
- Citizen's role

Teaching Strategies

- Take a Stand
- Brainstorming
- Discussion

Activating Strategy

Take a Stand Activity

1. Start by passing out five index cards to each student. Write the following words on the board:

- Red (Strongly Disagree)
- Yellow (Disagree)
- Blue (Agree)
- Green (Strongly Agree)
- White (Neutral)

2. Ask students to spread out in the classroom.
3. Read the first statement from Take a Stand (see page 3) and ask students to take a position on the subject by holding up the card of their choice.
4. Ask students to find someone with a different card than their own and discuss for a minute why they feel the way they do.
5. Continue the exercise, reading one statement at a time.

NOTE: This activity can be used as an activating strategy for five to ten minutes OR it could also take the entire class period. To extend the length of the activity, ask the pairs to share one sentence about their position on the issue with the class.

Acquiring Strategy

1. Divide the class into four equal groups.
 - Two groups will represent Elections Manitoba, the organization responsible for running elections:
 - Operates independently of government
 - Free of political influence
 - Ensures Manitoba elections are fair and accessible to all voters
 - The other two groups will represent candidates.
2. Ask the Elections Manitoba groups:

If it was your job to run the election, what would your responsibilities be?
3. Ask the candidate groups:

You plan to run as candidates in the next election. What are all the factors you have to consider to prepare for the election?
4. Each group will work together and record their master list of ideas on a large poster paper.
5. Once students have had enough time to brainstorm their ideas, each group will present them to the class. For comparison purposes, have the two Elections Manitoba groups present after each other and then the two candidate groups.
6. After the students have had a chance to present their ideas, reveal all the preparations for both Elections Manitoba and candidates (see page 4).

SUGGESTION: Each group can select one person who will keep track of which steps they got correct while the teacher is revealing the answers.

Applying Strategy

1. Discuss the following with your students:

Are you surprised with all the steps that are involved in planning for an election?

What does this show you about the electoral process?


Debriefing

1. Discuss the following with your students:

Do you feel differently about the electoral process now than you did at the beginning of class?

TAKE A STAND STATEMENTS

Pre-election Experience




1. The candidate is accountable to the voters.
2. The media can have an influence on a candidate's image.
3. My vote makes a difference.
4. Voting is a responsibility and a right. We should exercise our right to vote.
5. Elections in Manitoba are conducted fairly.
6. The provincial government has no role in my day to day life.
7. The voting age should be lowered to 16.
8. All residents of Manitoba should be eligible to vote.

PREPARATIONS

ANSWER KEY

Pre-election Experience



Elections Manitoba Preparations:

- Review electoral division maps and where people go to vote - change where necessary
- Order forms, ballot boxes etc.
- Order phones and equipment
- Write training manuals
- Hire and train returning officers and assistant returning officers
- Prepare information and forms for candidates
- Meet with the political parties to tell them about anything new
- Get advertising ready
- Hire staff (support for the field, telephone people, etc.) at Elections Manitoba and train them
- Train candidates and official agents on how to use specific financial forms
- Have meetings for candidates to help them interpret *The Election Financing Act*
- Review candidate returns
- Get a lot of sleep before the election starts!!

Candidate Preparations:

- Plan for how candidates will advertise
- Set up an office
- Find volunteers and staff
- Open bank accounts
- Fill out necessary forms
- Hand in nomination paper
- Attend training and information sessions at Elections Manitoba
- Create platform, slogan, and a party name (if applicable)
- Canvass door to door
- Raise funds
- Plan events such as fundraisers
- Keep a financial record
- Read *The Elections Act* and *The Election Financing Act*