

# Statement of Votes

FORT WHYTE BYELECTION

March 22, 2022

THOMPSON BYELECTION

June 7, 2022





# CONTENTS

<b>INTRODUCTION</b> .....	4
<b>REGISTERED PARTIES</b> .....	4
<b>FORT WHYTE</b> .....	5
Summary of Results .....	5
Modifications to the Voting Process .....	5
Election Calendar .....	6
Pandemic Planning.....	7
Voters by Registration Method .....	7
Nominations.....	8
Voting Opportunities.....	8
Votes by Voting Method.....	9
<b>THOMPSON</b> .....	10
Summary of Results .....	10
Election Calendar .....	10
Voters by Registration Method .....	11
Nominations.....	11
Voting Opportunities.....	11
Votes by Voting Method.....	13
<b>MAPS AND RESULTS BY POLL</b> .....	15

## INTRODUCTION

This Statement of Votes, which includes a summary of votes received, results by poll and accompanying maps, covers byelections for the electoral divisions of Fort Whyte and Thompson. The report is published as per section 175 of *The Elections Act* (EA).

The member for Fort Whyte, former Premier Brian Pallister, resigned his seat on October 4, 2021. Pursuant to Order in Council number 88/2022, the chief electoral officer issued the writ of election to the returning officer for Fort Whyte on February 22, 2022. The returning officer for Fort Whyte was Philip Marriott and the assistant returning officer was Stanley Siu.

The member for Thompson, Danielle Adams, tragically passed away on December 9, 2021. Pursuant to Order in Council number 196/2022, the chief electoral officer issued the writ of election to the returning officer for Thompson on May 10, 2022. The returning officer for Thompson was Norma Howitt and the assistant returning officer was Li Crips.

The two byelections were conducted under different legislative frameworks. For the Fort Whyte byelection, several modifications to the voting process were in effect, proposed by Elections Manitoba and approved by the Standing Committee on Legislative Affairs, as per section 28.1 of *The Elections Act*. These are described in the “Modifications to the Voting Process” section below.

Legislation passed in March 2022, between the two byelections, brought the modifications into effect for Thompson.

## REGISTERED PARTIES

There were six registered parties in the province at the time of both byelections.

Registered Party	Date of Registration
Communist Party of Canada – Manitoba (CPC-M)	April 30, 1999
Green Party of Manitoba (GPM)	August 17, 1999
Manitoba First*	March 16, 2016
Manitoba Liberal Party (MLP)	December 12, 1980
The Manitoba Party (MP)	August 12, 2019
New Democratic Party of Manitoba (NDP)	November 17, 1980
The Progressive Conservative Party of Manitoba (PC)	November 25, 1980

\* *The Manitoba First party de-registered March 3, 2022*

## FORT WHYTE

### Summary of Results

Candidate	Registered Party	Votes Received	Percent of Votes Cast
Khan, Obby*	PC	3,050	42.4%
Reaves, Willard	MLP	2,853	39.7%
Schroeder, Trudy	NDP	1,112	15.5%
Allard, Patrick	Ind.	101	1.4%
Geddert, Nicolas	GPM	55	0.8%

\* Member elected

Rejected	15
Declined	3
<b>Total votes cast</b>	<b>7,189</b>

Registered voters	16,184
Turnout	44.4%
Plurality	197

### Modifications to the Voting Process

Three modifications introduced in the 2019 general election were repeated during the Fort Whyte byelection. The modifications used technology to increase administrative efficiencies and improve the voting process for voters.

1. Real-time strikeoff for advance voting: Staff quickly found voters' names by either scanning a barcode on their voter information card or searching the electronic voters list. Staff would then strike the voter's name electronically.
2. New advance voting book format: The voting book was re-formatted to allow for labels to be printed and pasted into the voting book, eliminating the need to hand write information for non-resident advance voting.
3. Combined voting book and voters list for election day: A pre-printed voting book was used on election day that combined the preliminary and revised paper voters lists along with those who had voted in advance.

## B. Vote by Mail

Due to the pandemic, the Standing Committee on Legislative Affairs approved the expanded use of vote by mail on October 13, 2021.

Under legislation (EA s. 143(1)), absentee voting by mail-in ballot is only available to electors who would be absent from their electoral division during advance voting and election day. This modification allowed for expanded vote by mail access for the byelection. A complete report on the vote by mail modification can be found in the 2021 annual report.

## Shadow Process

In Fort Whyte, a team of shadow clerks ran a parallel process alongside the voting officials administering the vote on election day to test real-time strike off. The process allows candidates and parties to have immediate access to who has voted throughout the day through a secure online portal. The portal was piloted in Fort Whyte.

## Election Calendar

Day	Event	Date
28	Writ issued Nominations open Preliminary voters list distributed Voter information cards mailed	Feb. 22
27	Revision begins (revision period extended through the CEO's power to adapt)	Feb. 23
19	Revision ends	Mar. 3
18	Revised voters list distributed	Mar. 4
15	Close of nominations Revised voter information cards mailed	Mar. 7
12	Advance voting begins	Mar. 10
5	Advance voting ends	Mar. 17
3	Vote by mail application deadline Absentee voting application deadline	Mar. 19
1	Homebound voting and personal security voting application deadline	Mar. 21
0	Election day	Mar. 22
+1	Final tally begins	Mar. 23
+3	Declaration of candidate	Mar. 25
+7	Return of writ and distribution of final voters list	Apr. 1
	Candidacy and campaign period ends	May 30
	Candidate and party financial statement deadline	July 22

## Pandemic Planning

The Fort Whyte byelection was the first provincial election event held in Manitoba during the COVID-19 pandemic. Elections Manitoba consulted with stakeholders, including the Office of the Chief Provincial Public Health Officer, to develop COVID safety protocols for in-person voting.

The following protocols were implemented to follow public health orders and guidance to ensure voters felt they could safely participate in the election.

- Vote by mail
- One voting officer per table
- Adherence to public health orders and guidance, including:
  - Mandatory mask use (until the public health order expired after advance voting)
  - Physical distancing markers
  - Hand sanitizer stations
  - Barriers
  - Single use pencils
  - Vaccinated workers serving in higher risk situations (institutional polls, homebound voting)

## Voters by Registration Method

The following table shows the number of voters registered at each point in the election cycle, with a comparison to the 42<sup>nd</sup> general election.

Registration Method	2022 Byelection		2019 General Election	
	Registered Voters	Percent	Registered Voters	Percent
Close of preliminary list	15,741	97.3%	16,076	98.1%
Revision	109	0.7%	48	0.3%
Advance swear-ons	57	0.4%	101	0.6%
Election day swear-ons	277	1.7%	161	1.0%
Total voters registered	16,184		16,386	

## Nominations

Nominations for the Fort Whyte byelection closed at 1:00 p.m. on Monday, March 7, 2022 with five candidates nominated. The following table shows the nominated candidates and the registered party which endorsed each of them.

Candidate	Registered Party
Allard, Patrick	Independent (Ind.)
Geddert, Nicolas	GPM
Khan, Obby	PC
Reaves, Willard	MLP
Schroeder, Trudy	NDP

## Voting Opportunities

Election day was Tuesday, March 22, 2022. In addition to regular voting on election day, Fort Whyte voters were able to vote at advance locations, by mail, through homebound voting, and at institutional voting stations.

### Election Day Voting

Voting on election day was held from 8:00 am to 8:00 pm. Regular voting took place at 63 polls in 21 different polling places.

### Advance Voting

Advance voting was held from Thursday, March 10 to Thursday March 17 at the returning office and My Church Winnipeg. During advance voting, 2,334 ballots were cast, or 32.5% of all votes.

### Vote by Mail

To support public health measures in place due to the pandemic, there was expanded access to mail-in ballots to all eligible voters in Fort Whyte. A total of 300 votes were cast by mail, or 4.2% of all votes.

### Homebound Voting

Homebound voting is available in all elections for voters who are unable to go to a polling place because of a disability, as well as the caregivers of these voters.

A total of 13, or 0.2% of all votes were cast by homebound voting.



## Personal Security Voting

People with concerns about their personal security may apply to have their name and other personal information obscured or omitted from the voters list. No voters used personal security voting during the Fort Whyte byelection.

## Votes by Voting Method

The chart below compares the number of ballots cast by voting method in the byelection with the number cast in the electoral division during the 42<sup>nd</sup> general election. Voter turnout in the byelection was 44.4%, based on 16,184 registered voters. In the 2019 general election it was 60.35% based on 16,386 registered voters.

Voting Method	2022 Byelection		2019 General Election	
	Ballots Cast	Percent	Ballots Cast	Percent
Regular	4,472	62.2%	7,484	75.7%
Advance	2,334	32.5%	2,336	23.6%
Institutional	70	1.0%	45	0.5%
Institutional Write-In (SBB)	0	0.0%	12	0.1%
Homebound	13	0.2%	2	0.0%
Vote by Mail / Absentee	300	4.2%	10	0.1%
Total Votes Cast	7,189		9,889	

## THOMPSON

### Summary of Results

Candidate	Registered Party	Votes Received	Percent of Votes Cast
Redhead, Eric*	NDP	1,465	70.7%
Larocque, Charlotte	PC	581	28.1%

\* Member elected

Rejected	21
Declined	4
<b>Total votes cast</b>	<b>2,071</b>

Registered voters	10,706
Turnout	19.3%
Plurality	884

### Election Calendar

Day	Event	Date
28	Writ issued Nominations open Preliminary voters list distributed Voter information cards mailed	May 10
27	Revision begins (revision period extended through the CEO's power to adapt)	May 11
19	Revision ends	May 19
18	Revised voters list distributed	May 20
14	Close of nominations (moved from previous day due to statutory holiday) Revised voter information cards mailed	May 24
10	Advance voting begins	May 28
3	Advance voting ends Absentee voting application deadline	Jun. 4
1	Homebound voting and personal security voting application deadline	Jun. 6
0	Election day	Jun. 7
+1	Final tally begins	Jun. 8
+7	Declaration of candidate	Jun. 14
+14	Return of the writ Final voters list distributed	Jun. 21
	Candidacy and campaign period ends	Aug. 8
	Candidate and party financial statement deadline	Oct. 7

## Voters by Registration Method

Registration Method	2022 Byelection		2019 General Election	
	Registered Voters	Percent	Registered Voters	Percent
Close of preliminary list	10,420	97.3%	13,412	101.1%
Revision	6	0.1%	-389*	-2.4%
Advance swear-ons	114	1.1%	156	1.0%
Election day swear-ons	166	1.6%	88	0.5%
Total voters registered	10,706		13,267	

\*Due to an addressing error, out of ED voters were included on the preliminary voters list in 2019. The correction is reflected in this number.

## Nominations

Nominations for the Thompson byelection closed at 1:00 p.m. on Tuesday, May 24, 2022 with two candidates nominated. The close of nominations was moved from Monday, which was a statutory holiday. The following table shows the nominated candidates and the registered party which endorsed each of them.

Candidate	Registered Party
Larocque, Charlotte	PC
Redhead, Eric	NDP

## Voting Opportunities

Election day was Tuesday, June 7, 2022. In addition to regular voting on election day, Thompson voters were able to vote at advance locations, through homebound and absentee voting, and at institutional voting stations.

## Election Day Voting

Voting on election day was held from 8:00 am to 8:00 pm. Regular voting took place at 35 polls within 18 different polling places.

## Advance Voting

Advance voting was held from Saturday, May 28 to Saturday, June 4, reflecting new legislation that moved advance voting from an eight-day period beginning on Thursday, to instead begin Saturday. Offering advance voting over two weekends gives voters more opportunities to cast a ballot.

Advance voting was held at the returning office for the entire period, plus the following dates and locations:

Date	Location
May 31	Churchill Town Centre Complex, Churchill
May 31	Fox Lake Cree Nation Band Office, Fox Lake
May 31 – Jun. 1	Town of Gillam Office, Gillam
May 31 – Jun. 1	Gilbert McDonald Arena, Nisichawayasihk Cree Nation
May 31	Paint Lake Fire Hall, Paint Lake Provincial Park
May 31	Empty Teacherage Trailer, Pikwitonei
May 31	Tataskweyak Cree Nation Band Office, Tataskweyak Cree Nation*
May 31	Thicket Portage Community Council Office, Thicket Portage
May 31	Wabowden Community Council Office, Wabowden
May 31	War Lake First Nation Band Office, Ilford
Jun. 1**	Kawechiwasik Mochikikamik – Arena, York Factory First Nation

\*Advance voting was relocated from the Split Lake Community Hall due to a funeral.

\*\* Advance voting was rescheduled from May 31. Inclement weather prevented the delivery of voting supplies.

During advance voting, 728 ballots were cast, or 35.1% of all votes.

## Homebound

Homebound voting is available in all elections for voters who are unable to go to a polling place because of a disability, as well as the caregivers of these voters. One vote was cast by this method.

## Absentee Voting

Any eligible voter who was away from their electoral division during advance voting and on election day could be an absentee voter. Vote by mail was not offered for this byelection as the adaptation to voting proposal expired April 1, 2022.

A total of five, or 0.2% of all votes were cast by absentee voting.

## Personal Security Voting

People with concerns about their personal security may apply to have their name and other personal information obscured or omitted from the voters list. No votes were cast by this method.

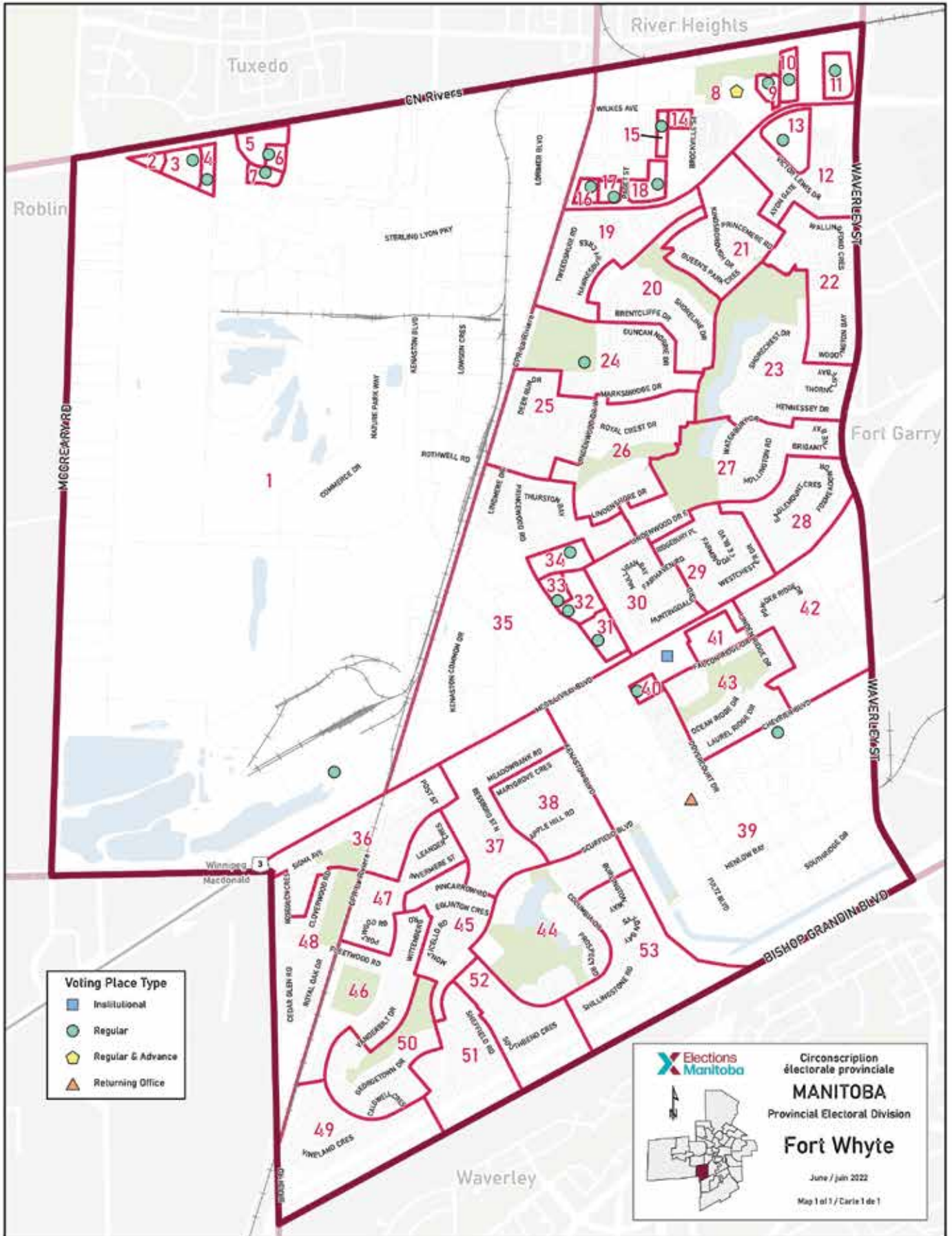
## Votes by Voting Method

The following chart compares the number of ballots cast by voting method in the byelection with the number cast in the ED during the 2019 general election. Voter turnout in the byelection was 19.3%, based on 10,706 registered voters. In the 2019 general election it was 37.27% based on 13,267 registered voters.

Voting Method	2022 Byelection		2019 General Election	
	Ballots Cast	Percent	Ballots Cast	Percent
Regular	1,209	58.3%	3,548	71.7%
Advance	728	35.1%	1,237	25.0%
Institutional	95	4.6%	75	1.5%
Institutional Write-in (SBB)	36	1.7%	56	1.1%
Homebound	1	0.0%	4	0.1%
Absentee	5	0.2%	25	0.5%
<b>Total Votes Cast</b>	<b>2,074</b>		<b>4,945</b>	

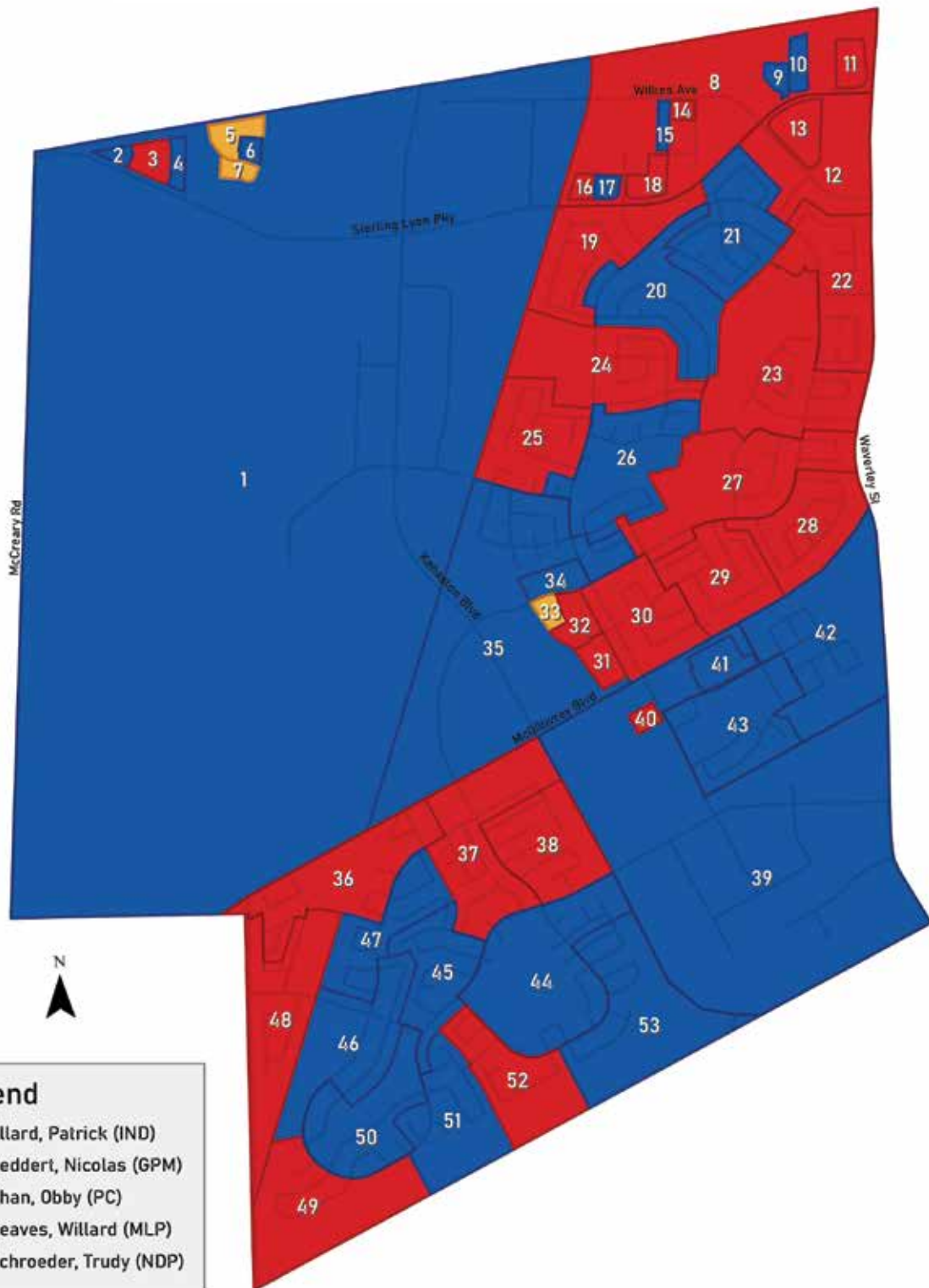


# Maps and Results by Poll





**2022 Fort Whyte Byelection:  
Winning Candidate by Poll**



## FORT WHYTE BYELECTION

### March 22, 2022

#### Results by poll

Poll No.	ALLARD, Patrick (IND)	GEDDERT, Nicolas (GPM)	KHAN, Obby (PC)	REAVES, Willard (MLP)	SCHROEDER, Trudy (NDP)	Rejected	Declined	Total Ballots Cast	Total Registered Voters
1 - MY CHURCH WINNIPEG	0	1	18	8	3	0	0	30	267
2 - THE SPOT AT TUXEDO POINT	0	0	4	1	3	0	0	8	46
3 - THE SPOT AT TUXEDO POINT	0	1	7	25	18	0	0	51	175
4 - THE ASCOT	1	0	36	15	25	0	0	77	172
5 - THE SUMMIT AT SEASONS	0	0	9	7	18	0	0	34	193
6 - THE SUMMIT AT SEASONS	2	0	14	11	6	0	0	33	188
7 - BRIGHT WATER SENIOR LIVING	1	0	10	11	14	1	0	37	84
8 - MY CHURCH WINNIPEG	1	0	11	12	7	0	0	31	326
9 - STERLING HOUSE	0	3	26	25	23	0	0	77	141
10 - LINDENHOLM PLACE	4	1	50	31	18	0	0	104	205
11 - THE WAVERLEY AND ROSEWOOD	2	1	14	21	7	0	0	45	138
12 - MY CHURCH WINNIPEG	2	2	22	26	17	0	0	69	329
13 - LINDENWOODS VILLAGE	1	1	16	24	12	0	0	54	242
14 - MY CHURCH WINNIPEG	0	1	1	2	1	0	0	5	61
15 - MURANO GARDENS	3	0	19	19	7	0	0	48	107
16 - CASTLE GARDENS OF STERLING GATES	1	1	14	30	7	0	0	53	103
17 - GRAND LYON TERRACE	0	1	50	36	37	1	0	125	198
18 - THE PARKWAY	2	1	42	63	25	2	0	135	282
19 - MY CHURCH WINNIPEG	2	3	43	46	21	0	0	115	433
20 - MY CHURCH WINNIPEG	3	1	52	35	12	0	0	103	435
21 - MY CHURCH WINNIPEG	2	2	39	25	18	0	1	87	424
22 - MY CHURCH WINNIPEG	2	1	56	64	10	0	0	133	418
23 - MY CHURCH WINNIPEG	2	0	34	45	12	0	0	93	433
24 - LINDEN WOODS COMMUNITY CENTRE	3	0	47	60	22	0	0	132	423
25 - LINDEN WOODS COMMUNITY CENTRE	3	0	70	75	19	0	0	167	440
26 - LINDEN WOODS COMMUNITY CENTRE	2	1	66	54	6	1	0	130	453
27 - SOUL SANCTUARY	2	1	29	49	11	0	0	92	399
28 - SOUL SANCTUARY	2	0	25	36	15	0	1	79	392
29 - SOUL SANCTUARY	2	2	35	56	24	1	0	120	449
30 - SOUL SANCTUARY	1	1	26	48	11	0	0	87	411
31 - STONECREST CONDOS	2	1	52	56	19	0	0	130	254
32 - GREYSTONE CONDOS	0	1	18	24	12	0	0	55	167
33 - LINDENWOOD TERRACE	1	1	21	30	45	0	0	98	184

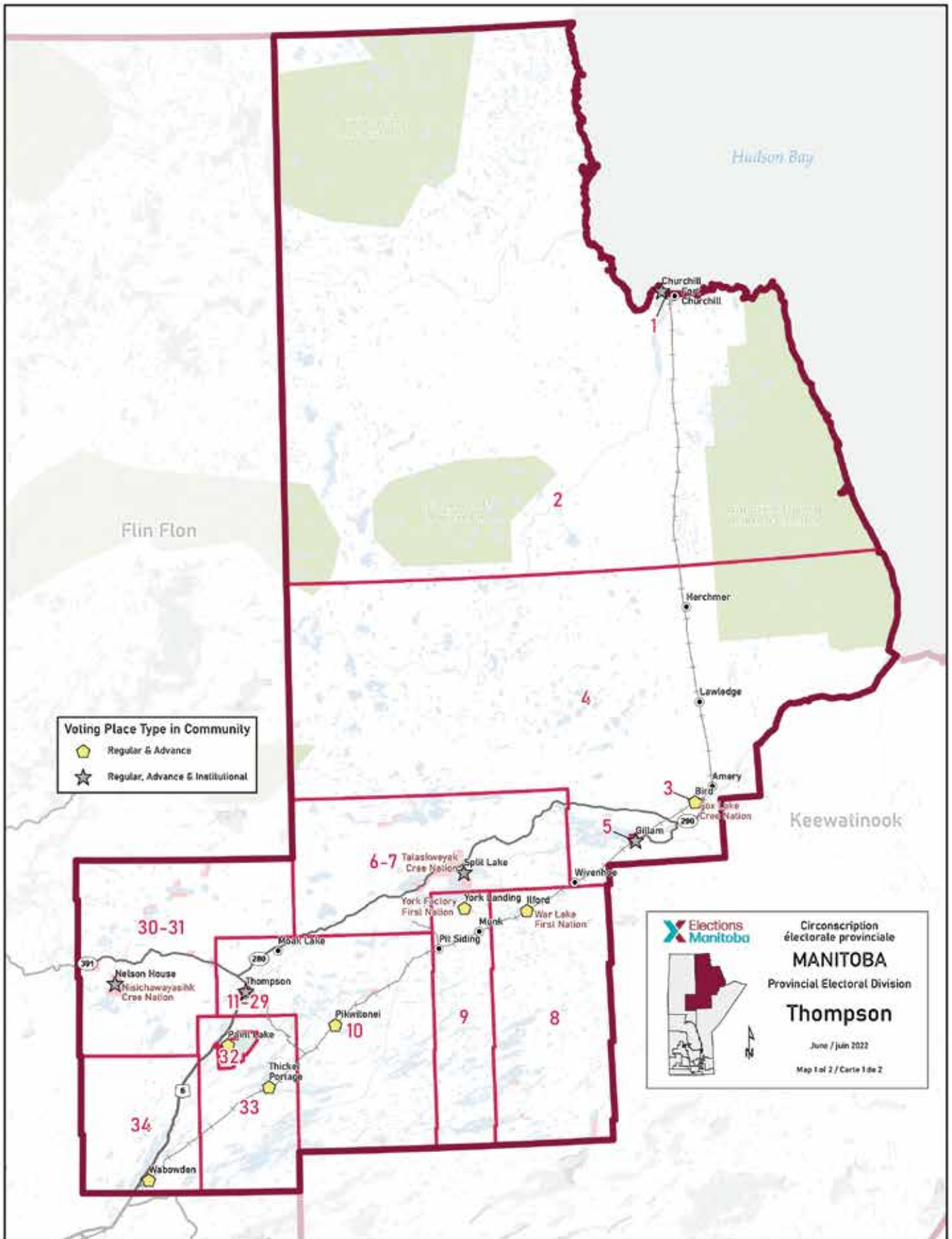
# FORT WHYTE BYELECTION

## March 22, 2022

### Results by poll

Poll No.	ALLARD, Patrick (IND)	GEDDERT, Nicolas (GPM)	KHAN, Obby (PC)	REAVES, Willard (MLP)	SCHROEDER, Trudy (NDP)	Rejected	Declined	Total Ballots Cast	Total Registered Voters
34 - LINDENWOOD MANOR	4	0	46	34	30	1	0	115	215
35 - WHYTE RIDGE BAPTIST CHURCH	1	2	42	29	15	2	0	91	435
36 - WHYTE RIDGE BAPTIST CHURCH	4	0	27	45	26	0	0	102	425
37 - SOUL SANCTUARY	2	1	52	58	11	0	0	124	470
38 - SOUL SANCTUARY	0	0	35	41	10	0	0	86	424
39 - SOUL SANCTUARY	1	0	17	8	7	0	0	33	236
40 - 800 DOVERCOURT	0	0	11	23	6	0	0	40	119
42 - SOUL SANCTUARY	0	1	61	36	5	0	0	103	372
43 - SOUL SANCTUARY	2	0	56	30	9	1	0	98	363
44 - SOUL SANCTUARY	2	4	44	27	12	0	0	89	390
45 - WHYTE RIDGE BAPTIST CHURCH	1	2	43	27	11	0	0	84	410
46 - WHYTE RIDGE BAPTIST CHURCH	1	0	49	29	10	0	0	89	379
47 - WHYTE RIDGE BAPTIST CHURCH	0	0	54	33	12	0	0	99	411
48 - WHYTE RIDGE BAPTIST CHURCH	3	0	30	53	11	0	0	97	419
49 - WHYTE RIDGE BAPTIST CHURCH	1	0	52	61	4	0	0	118	386
50 - WHYTE RIDGE BAPTIST CHURCH	0	0	66	39	10	1	0	116	413
51 - WHYTE RIDGE BAPTIST CHURCH	4	0	68	63	8	0	0	143	412
52 - WHYTE RIDGE BAPTIST CHURCH	0	2	33	47	20	0	0	102	358
53 - WHYTE RIDGE BAPTIST CHURCH	3	0	45	44	14	0	0	106	364
ADV-01- RETURNING OFFICE	13	4	660	503	171	1	1	1,353	
ADV-02- MY CHURCH WINNIPEG	6	8	462	390	115	0	0	981	
IMVS-01(41) - SIMKIN CENTRE, VILLA NOVA, COURTYARD AT LINDEN POINTE	3	0	23	23	20	1	0	70	211
Vote By Mail/Homebound	1	2	98	140	70	2	0	313	
<b>GRAND TOTAL</b>	<b>101</b>	<b>55</b>	<b>3,050</b>	<b>2,853</b>	<b>1,112</b>	<b>15</b>	<b>3</b>	<b>7,189</b>	<b>16,184</b>

Turnout: 44.4%





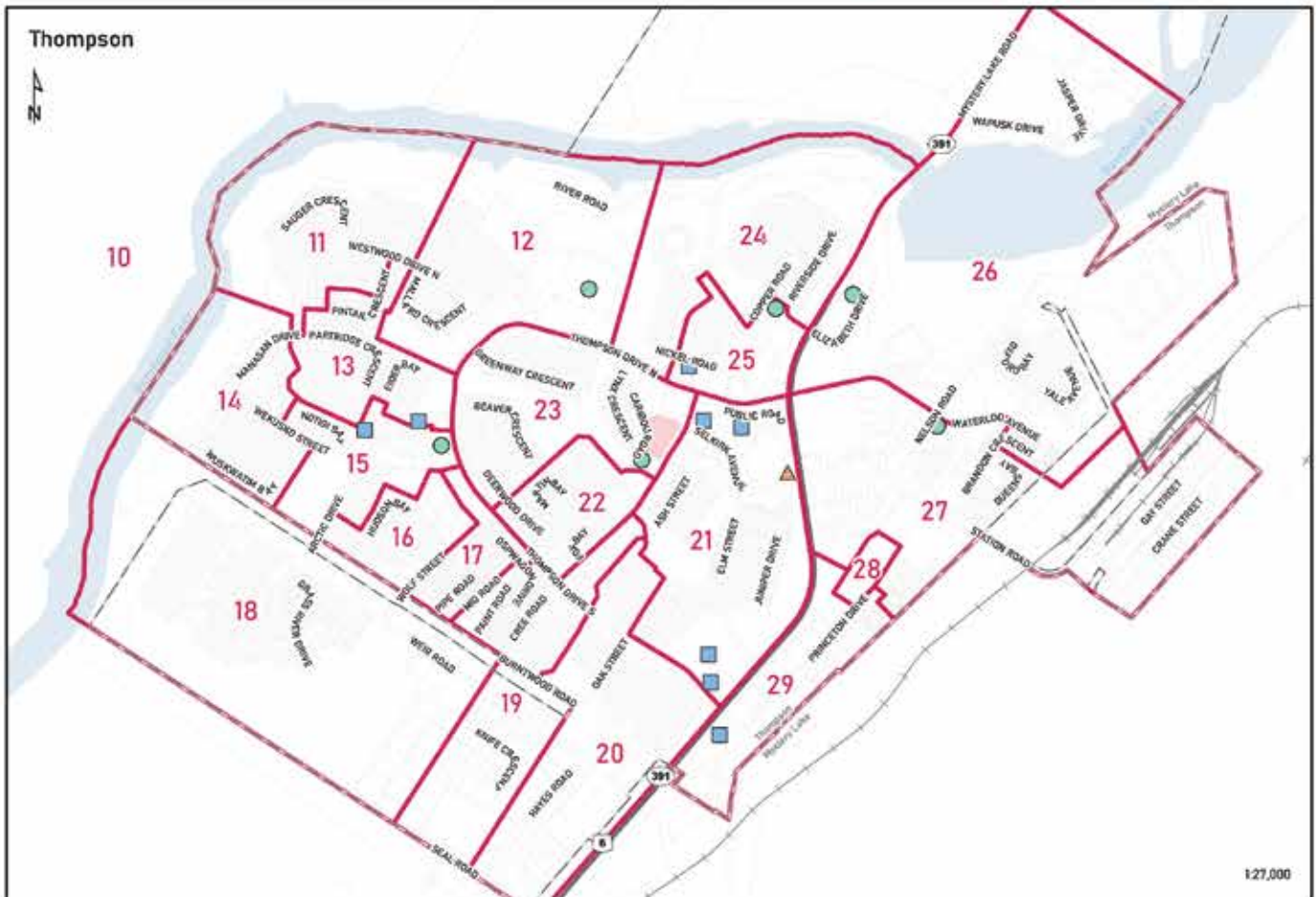


**Elections Manitoba**

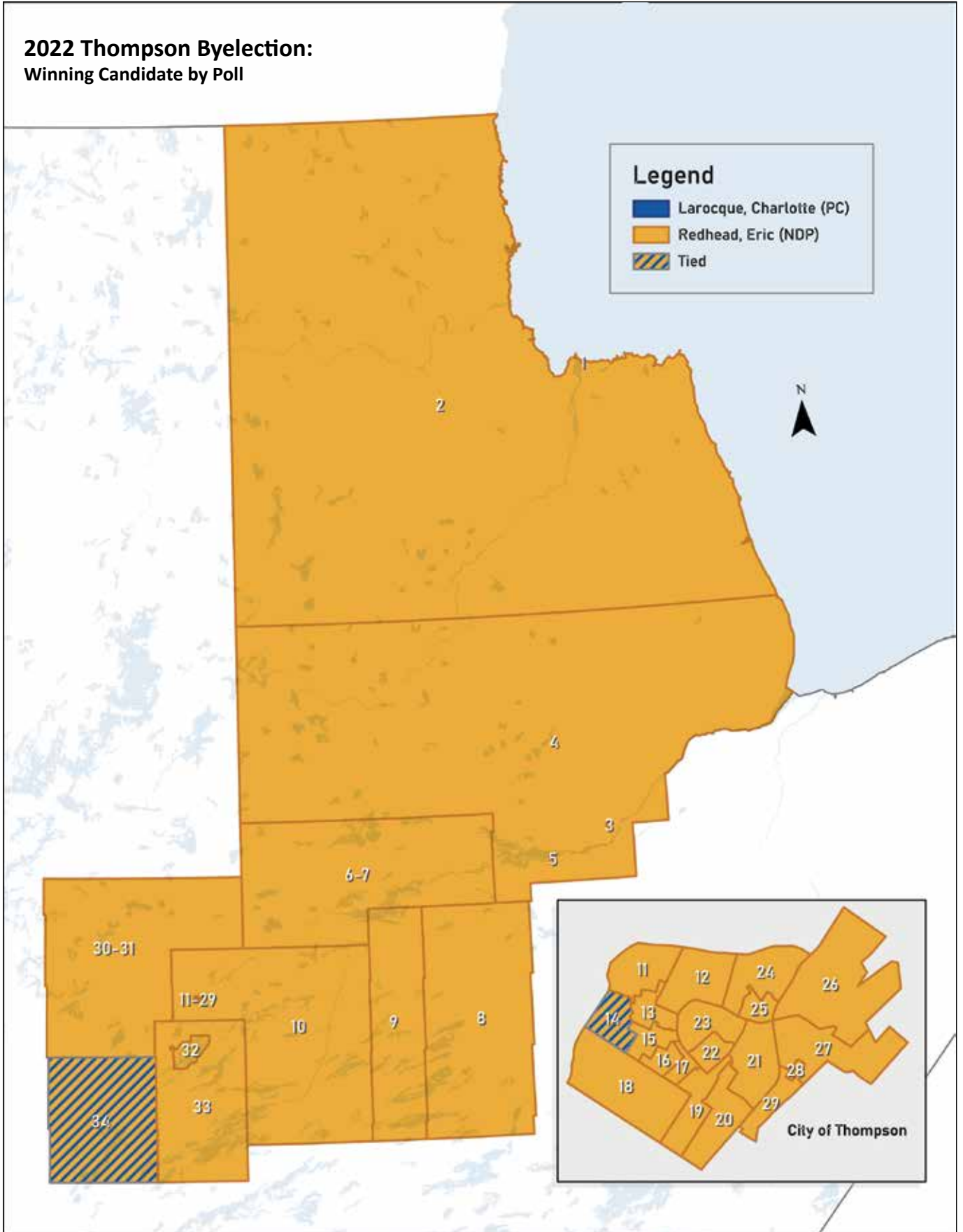
Circonscription électorale provinciale  
**MANITOBA**  
 Provincial Electoral Division  
**Thompson**

June / Juin 2022  
 Map 2 of 2 / Carte 2 de 2

- Voting Place Type**
- Institutional / IMVS
  - Regular
  - Regular & Advance
  - ▲ Returning Office



### 2022 Thompson Byelection: Winning Candidate by Poll



# THOMPSON BYELECTION

## June 07, 2022

### Results by poll

Poll No.	LAROCQUE, Charlotte (PC)	REDHEAD, Eric (NDP)	Rejected	Declined	Total Ballots Cast	Total Registered Voters
01 - CHURCHILL TOWN CENTRE COMPLEX	3	36	0	0	39	272
02 - CHURCHILL TOWN CENTRE COMPLEX	16	51	0	0	67	275
3/ADV-03 - FOX LAKE FIRST NATION BAND OFFICE	1	12	0	0	13	57
04 - TOWN OF GILLAM OFFICE	5	8	0	0	13	266
05 - TOWN OF GILLAM OFFICE	0	26	0	0	26	317
06/07/IMVS-06 - TATASKWEYAK CREE NATION BAND OFFICE/TATASKWEYAK ELDERLY PERSONS HOUSING	1	80	0	0	81	647
08/ADV-11 - WAR LAKE FIRST NATION BAND OFFICE	1	11	0	0	12	23
09 - KAWECHIWASIK MOCHIKIKAMIK-YORK FACTORY ARENA	1	26	0	0	27	115
10/ADV-07 - PIKWITONEI EMPTY TEACHERAGE TRAILER	4	6	0	0	10	20
11 - THOMPSON REGIONAL COMMUNITY CENTRE	21	37	1	0	59	466
12 - THOMPSON REGIONAL COMMUNITY CENTRE	18	26	0	0	44	395
13 - THOMPSON REGIONAL COMMUNITY CENTRE	23	27	1	0	51	399
14 - THOMPSON PENTECOSTAL ASSEMBLY	25	25	0	0	50	368
15 - THOMPSON PENTECOSTAL ASSEMBLY	12	30	0	0	42	347
16 - THOMPSON PENTECOSTAL ASSEMBLY	10	21	0	0	31	395
17 - THOMPSON PENTECOSTAL ASSEMBLY	8	19	0	0	27	311
18 - THOMPSON PENTECOSTAL ASSEMBLY	16	22	0	0	38	410
19 - JUNIPER CENTER, THOMPSON	6	21	1	0	28	369
20 - JUNIPER CENTER, THOMPSON	16	29	0	0	45	473
21 - JUNIPER CENTER, THOMPSON	19	38	1	0	58	467
22 - LUTHERAN-UNITED CHURCH OF THOMPSON	15	18	0	1	34	335
23 - LUTHERAN-UNITED CHURCH OF THOMPSON	33	36	1	0	70	506
24 - CHURCH OF JESUS CHRIST OF LATTER-DAY SAINTS, THOMPSON	23	53	2	0	78	460
25 - CHURCH OF JESUS CHRIST OF LATTER-DAY SAINTS, THOMPSON	9	20	0	0	29	374
26 - ROYAL CANADIAN LEGION BURNTWOOD, THOMPSON	12	32	0	0	44	459
27 - ROYAL CANADIAN LEGION BURNTWOOD, THOMPSON	6	19	2	1	28	437
28/29 - ROYAL CANADIAN LEGION BURNTWOOD, THOMPSON	4	23	0	0	27	558
30/31 - GILBERT MCDONALD ARENA, NISICHAWAYASIIK CREE NATION	7	56	1	0	64	589
32 - PAINT LAKE FIRE HALL	15	19	0	0	34	157

# THOMPSON BYELECTION

## June 07, 2022

### Results by poll

Poll No.	LAROCQUE, Charlotte (PC)	REDHEAD, Eric (NDP)	Rejected	Declined	Total Ballots Cast	Total Registered Voters
33/ADV-09 - THICKET PORTAGE COMMUNITY COUNCIL OFFICE	1	14	0	0	15	49
34 - WABOWDEN COMMUNITY COUNCIL OFFICE	21	21	0	0	42	296
ADV-01 - RETURNING OFFICE, THOMPSON	151	304	5	2	462	0
ADV-02/IMVS-03 - CHURCHILL TOWN CENTRE/ CHURCHILL HEALTH CENTRE,RCMP HOLDING CELL-CHURCHILL,DANCING SKY PERSONAL CARE HOME	7	39	0	0	46	1
ADV-04/IMVS-04 - FOX LAKE CREE NATION BAND OFFICE/RCMP HOLDING CELL-GILLAM, GILLAM HEALTH CENTRE	12	14	0	0	26	0
ADV-05/IMVS-05 - GILBERT MCDONALD ARENA/ NISICHAWAYASIHK PERSON CARE HOME, NELSON HOUSE	15	59	0	0	74	2
ADV-06 - PAINT LAKE FIRE HALL	10	7	0	0	17	0
ADV-08 - TATASKWEYAK CREE NATION BAND OFFICE	1	67	0	0	68	0
ADV-10 - WABOWDEN COMMUNITY COUNCIL OFFICE	9	15	0	0	24	0
ADV-12 - KAWECHIWASIK MOCHIKAMIK ARENA, YORK FACTORY	1	17	0	0	18	0
HMBD/ABS/SBB	5	31	6	0	42	0
IMVS-01 - THOMPSON GENERAL HOSPITAL, NORTHERN SPIRIT MANOR, EAGLEWOOD AFM NORTH	12	25	0	0	37	22
IMVS-02 - ROTARY PLACE, HARMONY HOUSE, YWCA THOMPSON, NANATWIHO WIKAMIK - THOMPSON HOMELESS SHELTER	6	25	0	0	31	69
<b>GRAND TOTAL</b>	<b>581</b>	<b>1,465</b>	<b>21</b>	<b>4</b>	<b>2,071</b>	<b>10,706</b>

Turnout: 19.3%